

Address line 1  
Address line 2  
Address line 3  
Postcode

second fold here

Business Reply  
Licence Number  
RTEL-LYKR-RBXE

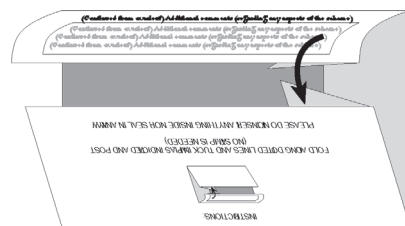
2

Watford Questionnaire (Q1)/  
ST13262  
JMP Consultants Ltd  
16-18 Monument Street  
London  
EC3R 8AJ

first fold here

third fold here and tuck into flap opposite

INSTRUCTIONS:



Fold along dotted lines and tuck in this flap as indicated and post.

(No stamp is needed)

Please do not insert anything inside or seal in any way

## CONTROLLED PARKING ZONES

### Uncontrolled Parking (Q1)



Dear Resident,

Parking is an important issue for most residents, particularly in areas where parking demand is high and space is limited. In 1996, in response to residents' concerns, the council introduced Watford's first Controlled Parking Zones which were intended to give priority for parking in the zone to those who lived in it. Since then further zones have been added to protect access to parking for residents.


Six years ago the council carried out its first major review of the parking scheme in the town. Some changes were made to the way the scheme worked as a result of the review and most people who responded told us they were happy with the way it operated.

Your councillors are approached on a regular basis about parking issues and in many cases we can deal with those problems immediately. Some of the questions asked are not as easy to tackle. In order to help decide how to deal with these issues we have decided to review the scheme again and ask all residents living in the Controlled Parking Zones for their views. We aim to produce a scheme which benefits the majority of residents. It is not possible to produce a scheme which satisfies everyone but it is important that we hear from you so that we can consider making changes, both small and large, so that the controls most closely meet the wishes of residents, including whether you want to continue with controlled parking in your street.

Please can you complete the enclosed questionnaire and send it back using the FREEPOST instructions before **Wednesday 14th August 2013**. The questionnaire can also be completed online – this will save the council, and council tax-payer, money by avoiding postage costs.

The questionnaire can be found online using the following link: [www.surveymonkey.com/s/Watford-Controlled-Parking-Q1](http://www.surveymonkey.com/s/Watford-Controlled-Parking-Q1) (Please take care when copying the link in to your browser)

Thank you for taking your time to read this leaflet. Please complete and return the questionnaire. Your views count and are important to us.



Dorothy Thornhill M.B.E  
Elected Mayor of Watford

# WATFORD PARKING QUESTIONNAIRE

Please let us have your views on parking in your area by answering the questions below. Sending your response to the council is free. If you would like more information before completing the questionnaire then please contact Jon Bunney (jon.bunney@jmp.co.uk) at JMP on tel: 020 7868 5208.

## Section 1 – Residents Parking Controls

Your road currently has no residents' parking controls, unlike some other areas of the borough.

**Q1:** Would you prefer your road to have resident' parking controls on Monday to Saturdays?

Yes  No  Don't mind  Don't know

**Q2:** The following questions all relate to the potential operation of residents' parking controls. If you are completely against the scheme, feel free to ignore them and go to Section 2.

**a** What time would you want the residents' parking controls to start in the morning?

7am  8am  8.30am  9am

**b** What time would you prefer the residents' parking controls to end in the evening?

6pm  6.30pm  7pm  8pm  9pm  10pm

**Q3:** Would you prefer the residents' parking controls to include Bank Holidays?

Yes  No  Don't know

**Q4:** Would you prefer the residents' parking controls to cover Sundays as well?

Yes  No  Don't know

## Section 2 – Match Day Controls

**Q5:** Would you want match day restrictions to apply in your road? (1pm to 6.30pm Saturdays, Sundays and Bank Holidays and 6pm to 10pm on weekdays)

Yes  No  Don't mind  Don't know

## Section 3 – Residents' Parking Permits

**Q6:** The number of parking permits allowed per household across the borough is currently two. In most roads we now have more permits than road space available. Because of this, the council is proposing to leave the maximum number of permits per household unchanged. Do you agree with this?

Yes  No, more should be allowed  No, fewer should be allowed  
 Don't mind  Don't know

**Q7:** Across the rest of the borough, residents with vehicles over 5.25 metres in length are not currently able to buy residents' parking permits. Do you agree with this policy?

Yes  No  Don't mind  Don't know

## Section 4 – Design and Enforcement of Parking Controls

**Q8:** If a residents' parking scheme was introduced, do you think there should be "shared use" pay and display areas in residential roads around shops?

Yes  No  Don't mind  Don't know

## Section 5 – Parking and the Environment

**Q9:** Do you think that like your car tax, we should charge more for permits for those vehicles that are more harmful to the environment because they emit higher levels of CO<sub>2</sub>?

Yes  No  Don't mind  Don't know

## Section 6 – Car Clubs

**Q10:** The council is considering the feasibility of developing a car share or car pool scheme. Such a scheme could provide access to a vehicle for short periods of time, without the need to own a vehicle yourself. If such an idea was brought forward would you be interested in participating in such a scheme?

Yes  No  Possibly  Don't know

## Other Comments

If you have any other comments or suggestions about the parking service, please write them below

## About You

It would be very helpful if you could complete this part of the survey. The information you give us will help us find out if all sections of the community are taking the opportunity to share their views on the future of our services. All the questions are voluntary and your answers will be completely anonymous and not used for any other purposes.

### Gender

Male  Female

### White or White British

English / Welsh / Scottish / Northern Irish / British  Irish  Gypsy or Irish Traveller

Any other White background (please state)

### Black or Black British

Caribbean  African

Any other Black background (please state)

### Asian or Asian British

Indian  Pakistani  Bangladeshi  Chinese

Any other Asian background (please state)

### Mixed / multiple ethnic group

White & Black Caribbean  White & Black African  White & Asian

Any other mixed group (please state)

### Other ethnic group

Arab

Any other Ethnic group (please state)

**Are your day to day activities limited because of a health problem or disability which has lasted, or is expected to last, at least 12 months?**

Yes, limited a lot  Yes, limited a little  No

### Please indicate your age group

0 to 15 years  16 to 24 years  25 to 34 years  35 to 44 years

45 to 54 years  55 to 59 years  60 to 69 years  70 to 79 years

80 plus years

Address line 1  
Address line 2  
Address line 3  
Postcode

second fold here

Business Reply  
Licence Number  
RTEL-LYKR-RBXE

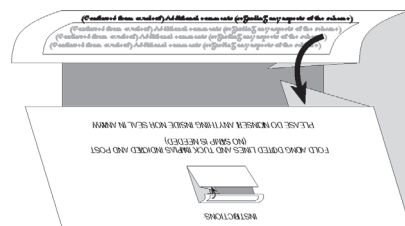
2

Watford Questionnaire (Q2)/  
ST13262  
JMP Consultants Ltd  
16-18 Monument Street  
London  
EC3R 8AJ

first fold here

third fold here and tuck into flap opposite

INSTRUCTIONS:



Fold along dotted lines and tuck in this flap as indicated and post.

(No stamp is needed)

Please do not insert anything inside or seal in any way

# CONTROLLED PARKING ZONES

## Full Zone (Q2)



Dear Resident,

Parking is an important issue for most residents, particularly in areas where parking demand is high and space is limited. In 1996, in response to residents' concerns, the council introduced Watford's first Controlled Parking Zones which were intended to give priority for parking in the zone to those who lived in it. Since then further zones have been added to protect access to parking for residents.


Six years ago the council carried out its first major review of the parking scheme in the town. Some changes were made to the way the scheme worked as a result of the review and most people who responded told us they were happy with the way it operated.

Your councillors are approached on a regular basis about parking issues and in many cases we can deal with those problems immediately. Some of the questions asked are not as easy to tackle. In order to help decide how to deal with these issues we have decided to review the scheme again and ask all residents living in the Controlled Parking Zones for their views. We aim to produce a scheme which benefits the majority of residents. It is not possible to produce a scheme which satisfies everyone but it is important that we hear from you so that we can consider making changes, both small and large, so that the controls most closely meet the wishes of residents, including whether you want to continue with controlled parking in your street.

Please can you complete the enclosed questionnaire and send it back using the FREEPOST instructions before **Wednesday 14th August 2013**. The questionnaire can also be completed online – this will save the council, and council tax-payer, money by avoiding postage costs.

The questionnaire can be found online using the following link: [www.surveymonkey.com/s/Watford-Controlled-Parking-Q2](http://www.surveymonkey.com/s/Watford-Controlled-Parking-Q2) (Please take care when copying the link in to your browser)

Thank you for taking your time to read this leaflet. Please complete and return the questionnaire. Your views count and are important to us.



Dorothy Thornhill M.B.E  
Elected Mayor of Watford



# WATFORD PARKING QUESTIONNAIRE

Please let us have your views on parking in your area by answering the questions below. Sending your response to the council is free. If you would like more information before completing the questionnaire then please contact Jon Bunney (jon.bunney@jmp.co.uk) at JMP on tel: 020 7868 5208.

## Section 1 – Existing Residents Parking Controls

Your road currently has the following residents' parking controls: Monday to Saturday (including Bank Holidays), 8am to 6.30pm.

**Q1:** Do you support the on-going principle of a residents' parking scheme in your road?

Yes  No  Don't mind  Don't know

**Q2:** The following questions all relate to the operation of the residents' parking controls. If you are completely against the scheme, feel free to ignore them and go to Section 2.

**a** What time would you prefer the residents' parking controls to start in the morning?

7am  8am  8.30am  9am

**b** What time would you prefer the residents' parking controls to end in the evening?

6pm  6.30pm  7pm  8pm  9pm  10pm

**Q3:** Do you think the residents' parking control period should continue to include Bank Holidays?

Yes  No  Don't know

**Q4:** Do you think the boundary of your residents' parking zone should be reviewed?

Yes  No  Don't know

## Section 2 – Additional Residential Parking Controls

**Q5:** Would you prefer the residents parking controls to cover Sundays as well?

Yes  No  Don't mind  Don't know

**Q6:** Would you prefer match day restrictions to apply in your road? (1pm to 6.30pm Saturdays, Sundays and Bank Holidays and 6pm to 10pm on weekdays)

Yes  No  Don't mind  Don't know

## Section 3 – Residents' Parking Permits

**Q7:** The number of parking permits allowed per household across the borough is currently two. In most roads we now have more permits than road space available. Because of this, the council is proposing to leave the maximum number of permits per household unchanged. Do you agree with this?

Yes  No, more should be allowed  No, fewer should be allowed  
 Don't mind  Don't know

**Q8:** Residents with vehicles over 5.25 metres in length are not currently able to buy permits. Do you agree with this?

Yes  No  Don't mind  Don't know

## Section 4 – Visitor Parking Permits

**Q9:** Is the annual number of visitor vouchers available (currently 400) adequate for your needs?

Yes  No, I would prefer more  Don't mind  Don't know

## Section 5 – Design and Enforcement of Parking Controls

**Q10:** Do you think there should be more "shared use" pay and display areas in residential roads around shops?

Yes  No  Don't mind  Don't know

**Q11:** Do you think there should be more enforcement around school areas at the start and end of the day?

Yes  No  Don't mind  Don't know

## Section 6 – Parking and the Environment

**Q12:** Do you think that like your car tax we should charge more for permits for those vehicles that are more harmful to the environment because they emit higher levels of CO<sub>2</sub>?

Yes  No  Don't mind  Don't know

## Section 7 – Car Clubs

**Q13:** The council is considering the feasibility of developing a car share or car pool scheme. Such a scheme could provide access to a vehicle for short periods of time, without the need to own a vehicle yourself. If such an idea was brought forward would you be interested in participating in such a scheme?

Yes  No  Possibly  Don't know

## Other Comments

If you have any other comments or suggestions about the parking service, please write them below

## About You

It would be very helpful if you could complete this part of the survey. The information you give us will help us find out if all sections of the community are taking the opportunity to share their views on the future of our services. All the questions are voluntary and your answers will be completely anonymous and not used for any other purposes.

### Gender

Male  Female

### White or White British

English / Welsh / Scottish / Northern Irish / British  Irish  Gypsy or Irish Traveller

Any other White background (please state)

### Black or Black British

Caribbean  African

Any other Black background (please state)

### Asian or Asian British

Indian  Pakistani  Bangladeshi  Chinese

Any other Asian background (please state)

### Mixed / multiple ethnic group

White & Black Caribbean  White & Black African  White & Asian

Any other mixed group (please state)

### Other ethnic group

Arab

Any other Ethnic group (please state)

**Are your day to day activities limited because of a health problem or disability which has lasted, or is expected to last, at least 12 months?**

Yes, limited a lot  Yes, limited a little  No

### Please indicate your age group

0 to 15 years  16 to 24 years  25 to 34 years  35 to 44 years

45 to 54 years  55 to 59 years  60 to 69 years  70 to 79 years

80 plus years

Address line 1  
Address line 2  
Address line 3  
Postcode

second fold here

Business Reply  
Licence Number  
RTEL-LYKR-RBXE

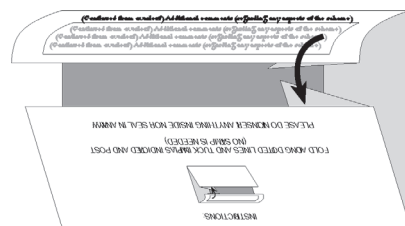
2

Watford Questionnaire (Q3)/  
ST13262  
JMP Consultants Ltd  
16-18 Monument Street  
London  
EC3R 8AJ

first fold here

third fold here and tuck into flap opposite

INSTRUCTIONS:



Fold along dotted lines and tuck in this flap as indicated and post.

(No stamp is needed)

Please do not insert anything inside or seal in any way

## CONTROLLED PARKING ZONES

### Full Zone and Match Day Zone (Q3)



Dear Resident,

Parking is an important issue for most residents, particularly in areas where parking demand is high and space is limited. In 1996, in response to residents' concerns, the council introduced Watford's first Controlled Parking Zones which were intended to give priority for parking in the zone to those who lived in it. Since then further zones have been added to protect access to parking for residents.

Six years ago the council carried out its first major review of the parking scheme in the town. Some changes were made to the way the scheme worked as a result of the review and most people who responded told us they were happy with the way it operated.

Your councillors are approached on a regular basis about parking issues and in many cases we can deal with those problems immediately. Some of the questions asked are not as easy to tackle. In order to help decide how to deal with these issues we have decided to review the scheme again and ask all residents living in the Controlled Parking Zones for their views. We aim to produce a scheme which benefits the majority of residents. It is not possible to produce a scheme which satisfies everyone but it is important that we hear from you so that we can consider making changes, both small and large, so that the controls most closely meet the wishes of residents, including whether you want to continue with controlled parking in your street.

Please can you complete the enclosed questionnaire and send it back using the FREEPOST instructions before **Wednesday 14th August 2013**. The questionnaire can also be completed online – this will save the council, and council tax-payer, money by avoiding postage costs.

The questionnaire can be found online using the following link: [www.surveymonkey.com/s/Watford-Controlled-Parking-Q3](http://www.surveymonkey.com/s/Watford-Controlled-Parking-Q3) (Please take care when copying the link in to your browser)

Thank you for taking your time to read this leaflet. Please complete and return the questionnaire. Your views count and are important to us.

Dorothy Thornhill M.B.E  
Elected Mayor of Watford

# WATFORD PARKING QUESTIONNAIRE

Please let us have your views on parking in your area by answering the questions below. Sending your response to the council is free. If you would like more information before completing the questionnaire then please contact Jon Bunney (jon.bunney@jmp.co.uk) at JMP on tel: 020 7868 5208.

## Section 1 – Existing Residents Parking Controls

**Q1:** Your road currently has the following residents' parking controls: Monday to Saturday (including Bank Holidays), 8am to 6.30pm and match day restrictions (1pm to 6.30pm Saturdays, Sundays and Bank Holidays and 6pm to 10pm on weekdays).

**a** Do you support the on-going principle of a residents' parking scheme from Monday to Saturday in your road?

Yes  No  Don't mind  Don't know

**b** Do you support the on-going principle of a match day parking control scheme in your road?

Yes  No  Don't mind  Don't know

**Q2:** The following questions all relate to the operation of the Monday to Saturday residents' parking controls. If you are completely against the scheme, please feel free to ignore them and go to Section 2.

**a** What time would you prefer the residents' parking controls to start in the morning?

7am  8am  8.30am  9am

**b** What time would you prefer the residents' parking controls to end in the evening?

6pm  6.30pm  7pm  8pm  9pm  10pm

**Q3:** Do you want the residents' parking control period should continue to include Bank Holidays?

Yes  No  Don't know

**Q4:** Do you think the boundary of your residents' parking zone should be reviewed?

Yes  No  Don't know

## Section 2 – Additional Residential Parking Controls

**Q5:** Would you prefer the residents parking controls to cover Sundays as well?

Yes  No  Don't mind  Don't know

## Section 3 – Residents' Parking Permits

**Q6:** Most roads in your CPZ now have more permits than road space available. Because of this the council is proposing to leave the maximum number of permits per property unchanged. Do you agree with this?

Yes  No, more should be allowed  No, fewer should be allowed  
 Don't mind  Don't know

**Q7:** Residents with vehicles over 5.25 metres in length are not currently able to buy permits. Do you agree with this?

Yes  No  Don't mind  Don't know

## Section 4 – Visitor Parking Permits

**Q8:** Is the annual number of visitor vouchers available (currently 400) adequate for your needs?

Yes  No, I would prefer more  Don't mind  Don't know

## Section 5 – Design and Enforcement of Parking Controls

**Q9:** Do you think there should be more "shared use" pay and display areas in residential roads around shops?

Yes  No  Don't mind  Don't know

**Q10:** Do you think there should be more enforcement around school areas at the start and end of the day?

Yes  No  Don't mind  Don't know

## Section 6 – Parking and the Environment

**Q11:** Do you think that like your car tax we should charge more for permits for those vehicles that are more harmful to the environment because they emit higher levels of CO<sub>2</sub>?

Yes  No  Don't mind  Don't know

## Section 7 – Car Clubs

**Q12:** The council is considering the feasibility of developing a car share or car pool scheme. Such a scheme could provide access to a vehicle for short periods of time, without the need to own a vehicle yourself. If such an idea was brought forward would you be interested in participating in such a scheme?

Yes  No  Possibly  Don't know

## Other Comments

If you have any other comments or suggestions about the parking service, please write them below

## About You

It would be very helpful if you could complete this part of the survey. The information you give us will help us find out if all sections of the community are taking the opportunity to share their views on the future of our services. All the questions are voluntary and your answers will be completely anonymous and not used for any other purposes.

### Gender

Male  Female

### White or White British

English / Welsh / Scottish / Northern Irish / British  Irish  Gypsy or Irish Traveller

Any other White background (please state)

### Black or Black British

Caribbean  African

Any other Black background (please state)

### Asian or Asian British

Indian  Pakistani  Bangladeshi  Chinese

Any other Asian background (please state)

### Mixed / multiple ethnic group

White & Black Caribbean  White & Black African  White & Asian

Any other mixed group (please state)

### Other ethnic group

Arab

Any other Ethnic group (please state)

**Are your day to day activities limited because of a health problem or disability which has lasted, or is expected to last, at least 12 months?**

Yes, limited a lot  Yes, limited a little  No

### Please indicate your age group

0 to 15 years  16 to 24 years  25 to 34 years  35 to 44 years

45 to 54 years  55 to 59 years  60 to 69 years  70 to 79 years

80 plus years



Address line 1  
Address line 2  
Address line 3  
Postcode

second fold here

Business Reply  
Licence Number  
RTEL-LYKR-RBXE

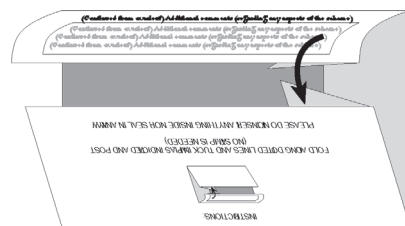
2

Watford Questionnaire (Q4)/  
ST13262  
JMP Consultants Ltd  
16-18 Monument Street  
London  
EC3R 8AJ

first fold here

third fold here and tuck into flap opposite

INSTRUCTIONS:



Fold along dotted lines and tuck in this flap as indicated and post.

(No stamp is needed)

Please do not insert anything inside or seal in any way

## CONTROLLED PARKING ZONES

### Match Day Zone (Q4)



Dear Resident,

Parking is an important issue for most residents, particularly in areas where parking demand is high and space is limited. In 1996, in response to residents' concerns, the council introduced Watford's first Controlled Parking Zones which were intended to give priority for parking in the zone to those who lived in it. Since then further zones have been added to protect access to parking for residents.


Six years ago the council carried out its first major review of the parking scheme in the town. Some changes were made to the way the scheme worked as a result of the review and most people who responded told us they were happy with the way it operated.

Your councillors are approached on a regular basis about parking issues and in many cases we can deal with those problems immediately. Some of the questions asked are not as easy to tackle. In order to help decide how to deal with these issues we have decided to review the scheme again and ask all residents living in the Controlled Parking Zones for their views. We aim to produce a scheme which benefits the majority of residents. It is not possible to produce a scheme which satisfies everyone but it is important that we hear from you so that we can consider making changes, both small and large, so that the controls most closely meet the wishes of residents, including whether you want to continue with controlled parking in your street.

Please can you complete the enclosed questionnaire and send it back using the FREEPOST instructions before **Wednesday 14th August 2013**. The questionnaire can also be completed online – this will save the council, and council tax-payer, money by avoiding postage costs.

The questionnaire can be found online using the following link: [www.surveymonkey.com/s/Watford-Controlled-Parking-Q4](http://www.surveymonkey.com/s/Watford-Controlled-Parking-Q4) (Please take care when copying the link in to your browser)

Thank you for taking your time to read this leaflet. Please complete and return the questionnaire. Your views count and are important to us.



Dorothy Thornhill M.B.E  
Elected Mayor of Watford

# WATFORD PARKING QUESTIONNAIRE

Please let us have your views on parking in your area by answering the questions below. Sending your response to the council is free. If you would like more information before completing the questionnaire then please contact Jon Bunney (jon.bunney@jmp.co.uk) at JMP on tel: 020 7868 5208.

## Section 1 – Existing Residents Parking Controls

Your road currently has match day restrictions (1pm to 6.30pm Saturdays, Sundays and Bank Holidays and 6pm to 10pm on weekdays).

**Q1:** Do you support the on-going principle of a match day parking control scheme in your road?

Yes  No  Don't mind  Don't know

## Section 2 – Additional Residential Parking Controls

**Q2:** Would you prefer your road to have resident parking controls on Monday to Saturdays?

Yes  No  Don't mind  Don't know

**Q3:** The following questions all relate to the potential operation of Monday to Saturday residents' parking controls. If you are completely against the scheme, please feel free to ignore them and go to Section 3.

**a** What time would you prefer the residents parking controls to start in the morning?

7am  8am  8.30am  9am

**b** What time would you prefer the residents' parking controls to end in the evening?

6pm  6.30pm  7pm  8pm  9pm  10pm

**Q4:** Would you prefer the resident's parking controls to include Bank Holidays?

Yes  No  Don't know

**Q5:** Would you prefer the residents parking controls to cover Sundays as well?

Yes  No  Don't know

## Section 3 – Residents' Parking Permits

**Q6:** The number of parking permits allowed per household across the borough is currently two. In most roads we now have more permits than road space available. Because of this, the council is proposing to leave the maximum number of permits per household unchanged. Do you agree with this?

Yes  No, more should be allowed  No, fewer should be allowed  
 Don't mind  Don't know

**Q7:** Across the borough, residents with vehicles over 5.25 metres in length are not currently able to buy residents parking permits. Do you agree with this policy?

Yes  No  Don't mind  Don't know

## Section 4 – Visitor Parking Permits

**Q8:** In match day zones the maximum number of visitor match day vouchers per household is currently set at 30 per year. In view of the departure of Saracens Rugby Club from Vicarage Road Stadium should the council consider reducing the maximum number available?

Yes  No  Don't mind  Don't know

## Section 5 – Design and Enforcement of Parking Controls

**Q9:** Do you think there should be more "shared use" pay and display areas in residential roads around shops?

Yes  No  Don't mind  Don't know

**Q10:** Do you think there should be more enforcement around school areas at the start and end of the day?

Yes  No  Don't mind  Don't know

## Section 6 – Parking and the Environment

**Q11:** Do you think that like your car tax we should charge more for permits for those vehicles that are more harmful to the environment because they emit higher levels of CO<sub>2</sub>?

Yes  No  Don't mind  Don't know

## Section 7 – Car Clubs

**Q12:** The council is considering the feasibility of developing a car share or car pool scheme. Such a scheme could provide access to a vehicle for short periods of time, without the need to own a vehicle yourself. If such an idea was brought forward would you be interested in participating in such a scheme?

Yes  No  Possibly  Don't know

## Other Comments

If you have any other comments or suggestions about the parking service, please write them below

## About You

It would be very helpful if you could complete this part of the survey. The information you give us will help us find out if all sections of the community are taking the opportunity to share their views on the future of our services. All the questions are voluntary and your answers will be completely anonymous and not used for any other purposes.

### Gender

Male  Female

### White or White British

English / Welsh / Scottish / Northern Irish / British  Irish  Gypsy or Irish Traveller

Any other White background (please state)

### Black or Black British

Caribbean  African

Any other Black background (please state)

### Asian or Asian British

Indian  Pakistani  Bangladeshi  Chinese

Any other Asian background (please state)

### Mixed / multiple ethnic group

White & Black Caribbean  White & Black African  White & Asian

Any other mixed group (please state)

### Other ethnic group

Arab

Any other Ethnic group (please state)

**Are your day to day activities limited because of a health problem or disability which has lasted, or is expected to last, at least 12 months?**

Yes, limited a lot  Yes, limited a little  No

### Please indicate your age group

0 to 15 years  16 to 24 years  25 to 34 years  35 to 44 years

45 to 54 years  55 to 59 years  60 to 69 years  70 to 79 years

80 plus years



Address line 1  
Address line 2  
Address line 3  
Postcode

second fold here

Business Reply  
Licence Number  
RTEL-LYKR-RBXE

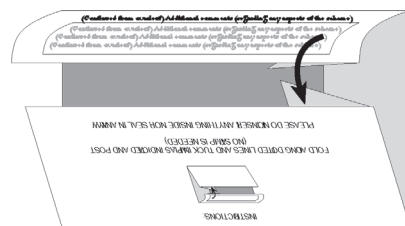
2

Watford Questionnaire (Q5)/  
ST13262  
JMP Consultants Ltd  
16-18 Monument Street  
London  
EC3R 8AJ

first fold here

third fold here and tuck into flap opposite

INSTRUCTIONS:



Fold along dotted lines and tuck in this flap as indicated and post.

(No stamp is needed)

Please do not insert anything inside or seal in any way

# CONTROLLED PARKING ZONES

## Businesses (Q5)



Dear Proprietor,

Parking is an important issue for most residents and businesses, particularly in areas where parking demand is high and space is limited. In 1996, in response to residents' concerns, the council introduced Watford's first Controlled Parking Zones which were intended to give priority for parking in the zone to those who lived in it. Since then further zones have been added to protect access to parking for residents.

Although the zones were established to protect the opportunity for residents to park close to their homes, the council recognises that businesses also have parking needs. Your councillors are approached on a regular basis by both residents and businesses about parking issues and in many cases we can deal with those problems immediately. Some of the issues raised are not so easy to tackle. In order to help decide how to deal with these issues we are asking both residents and businesses living or operating in the Controlled Parking Zones for their views. It is not possible to produce a scheme which satisfies everyone but it is important that we hear from you so that we can consider making changes, both small and large, so that the controls most closely meet the wishes of residents and businesses.

Please can you complete the enclosed questionnaire and send it back using the FREEPOST envelope provided before **Wednesday 14th August 2013**. The questionnaire can also be filled in on line – this will save the council and the council tax-payer, money by avoiding postage costs.

The questionnaire can be found on line using the following link: [www.surveymonkey.com/s/Watford-Controlled-Parking-Q5](http://www.surveymonkey.com/s/Watford-Controlled-Parking-Q5) (Please take care when copying the link in to your browser)

Thank you for taking your time to read this leaflet. Please complete and return the questionnaire. Your views count and are important to us.

Dorothy Thornhill M.B.E  
Elected Mayor of Watford

# WATFORD PARKING QUESTIONNAIRE

Please let us have your views on parking in your area by answering the questions below. Sending your response to the council is free. If you would like more information before completing the questionnaire then please contact Jon Bunney (jon.bunney@jmp.co.uk) at JMP on tel: 020 7868 5208.

## Question 1a

Currently businesses are allowed to have one permit that can be used in two different operational vehicles, at separate times (operational vehicles are vehicles essential for the business because they are needed for deliveries and collections on an intermittent daily basis). Do you agree with this approach?

- Yes  No  Don't mind  Don't know

## Question 1b

If 'no', how many business permits do you think you should be allowed?

## Question 2

Vehicles over 5.25 metres in length and 2.3 metres in height are not eligible for permits. Do you agree with this?

- Yes  No  Don't mind  Don't know

## Question 3

Do you think there should be more "shared use" pay and display parking bays close to your business to cater for customers and other business visitors?

- Yes  No  Don't mind  Don't know

## Question 4

How long would you prefer customers to be able to park close to your business?

- Up to 1 hour  up to 2 hours  up to 3 hours  up to 4 hours  more than 4 hours

## Question 5

The council is considering the feasibility of developing a car share or car pool scheme. Such a scheme could provide access to a vehicle for short periods of time, without the need for a vehicle yourself. A range of different types of cars and vans could be used in the scheme.

If such an idea was brought forward, would your business be interested in participating in such a scheme?

- Yes  No  Don't know

## Question 6

Do you experience difficulty in accessing your premises for deliveries because of parking congestion?

- Yes  No  Don't know

## Other Comments

If you have any other comments or suggestions about the parking service, please write them below

## About You

It would be very helpful if you could complete this part of the survey. The information you give us will help us find out if all sections of the community are taking the opportunity to share their views on the future of our services. All the questions are voluntary and your answers will be completely anonymous and not used for any other purposes.

### Gender

- Male  Female

### White or White British

- English / Welsh / Scottish / Northern Irish / British  Irish  Gypsy or Irish Traveller  
 Any other White background (please state)

### Black or Black British

- Caribbean  African  
 Any other Black background (please state)

### Asian or Asian British

- Indian  Pakistani  Bangladeshi  Chinese  
 Any other Asian background (please state)

### Mixed / multiple ethnic group

- White & Black Caribbean  White & Black African  White & Asian  
 Any other mixed group (please state)

### Other ethnic group

- Arab  
 Any other Ethnic group (please state)

Are your day to day activities limited because of a health problem or disability which has lasted, or is expected to last, at least 12 months?

- Yes, limited a lot  Yes, limited a little  No

### Please indicate your age group

- 0 to 15 years  16 to 24 years  25 to 34 years  35 to 44 years  
 45 to 54 years  55 to 59 years  60 to 69 years  70 to 79 years  
 80 plus years